





South Dakota Umpires Association Uniform Requirements


Uniform: Uniform should be cleaned/washed regularly. Faded and/or worn uniform/equipment should be replaced.


<p><u>Primary Shirt:</u> Powder Blue with Navy and White trim. All SDUA Umpires should have this Primary Shirt at a minimum.</p> 	<p><u>Undershirt:</u> Same color as a trim color(s) of your shirt or red to match the edging of the SDUA patch.</p>  <p style="text-align: center;">All Crewmembers to match.</p> <div style="display: flex; justify-content: center; gap: 10px;"> <div style="width: 30px; height: 30px; background-color: navy; border: 1px solid black;"></div> <div style="width: 30px; height: 30px; background-color: white; border: 1px solid black;"></div> <div style="width: 30px; height: 30px; background-color: red; border: 1px solid black;"></div> </div>	<p><u>Shirt Patches:</u> SDUA patch to be worn on the left shoulder. American Legion Umpire patch to also be worn on the left shoulder below the SDUA patch.</p> 
--	---	--


Secondary Shirt/Undershirt Combinations:


The following shirt/undershirt combinations are approved by the SDUA. Other combinations are also acceptable. The SDUA does not specifically prohibit any umpire shirt colors or designs. All crewmembers must match in both shirt and undershirt. Try to avoid using a color that matches one or both jerseys of the participating teams. We trust you will wear shirts that well represent you and the SDUA. Be professional.




















Cap:
NAVY BLUE Fitted or Flex Fit base cap and plate cap with SD insignia. NO adjustable back caps. Black caps are acceptable if all crewmembers match. Faded and/or sweat-stained caps should be washed or replaced.



Jacket:
 Navy with Red and White trim. Black Jackets are acceptable if all crewmembers match. SDUA patch is optional. Wearing an umpire shirt under your jacket is not required or necessary.



Gloves:
 Use gloves in cold weather. Keep your hands out of your pockets.



Pants:
 Charcoal Gray Polyester or Poly Wool blend. Plate Pants should be large enough to comfortably fit over shin guards. NO SHORTS.



Belt:
 Black belt with no design or weaving.




OK



NO

NO

Plate Shoes:
 Black or Black with White Trim. Safety Toe and Metatarsal Guard. Cleaned and polished.



Socks:
 Black Socks. Crew length minimum. NO Ankle Socks.

Ball Bags:
 Cloth Ball Bags only. Navy, Black, or Gray. *Internal* pockets only.



OK



NO

Base Shoes:
 Black or Black with White Trim. Athletic Style. Cleaned and polished.



Other Equipment:

Equipment should be in good/serviceable condition. Replace as necessary. Older equipment may pose safety risks as the foam padding can lose its original protective condition as it ages.

Mask/Helmet:

Choose maximum protection, including extended throat and ear bar. Throat extension recommended. Preferred mask frame colors are black or silver (titanium). Preferred masks pad colors are black or doeskin.



Chest Protector:

Choose maximum protection, including around the neck and shoulders. Hard shell recommended for higher levels.



Shin Guards:

Shin Guards with good protection. Always worn under the pant legs.



Other Equipment, Supplies:

- Indicator (Balls, Strikes, Outs)
- Plate Brush (Pocket size, wooden or plastic handle)
- Protective Cup
- Lineup Card Holder with Pen or Pencil
- Equipment Bag for your gear and uniform.
- Rule Book(s). Always keep a copy in your equipment bag.
- Pain Relievers
- Spare Shoelaces
- Sunscreen



Retail Locations:

There are many locations throughout the state and online that sell umpire uniforms and equipment. Contact your District Umpire or a member of the SDUA for information.

To obtain additional SDUA shirt patches, contact your District Umpire or an SDUA officer.

Notes:

- Well-maintained uniforms and equipment will last many years. Purchase wisely.
- Ensure your uniform and equipment fit properly and comfortably.
- Caps should never be worn backwards.
- Trim excess length from straps.